

Biotinylated Human TNFSF15 Protein

Cat. No. FSF-HM415B

Description

Source	Recombinant Biotinylated Human TNFSF15 Protein is expressed from HEK293 with His tag and Avi tag at the N-terminus It contains Leu72-Leu251.
Accession	O95150-1
Molecular Weight	The protein has a predicted MW of 23.38 kDa. Due to glycosylation, the protein migrates to 27-37 kDa based on Bis-Tris PAGE result.
Endotoxin	Less than 1 EU per µg by the LAL method.
Purity	> 95% as determined by Bis-Tris PAGE

Formulation and Storage

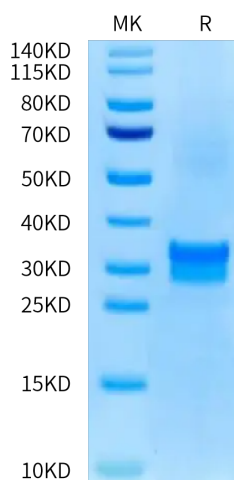
Formulation	Lyophilized from 0.22 µm filtered solution in PBS (pH 7.4). Normally 8% trehalose is added as protectant before lyophilization.
Reconstitution	Centrifuge the tube before opening. Reconstituting to a concentration more than 100 µg/ml is recommended. Dissolve the lyophilized protein in distilled water.
Storage	-20 to -80°C for 12 months as supplied from date of receipt. -80°C for 3 months after reconstitution. Recommend to aliquot the protein into smaller quantities for optimal storage. Please minimize freeze-thaw cycles.

Background

TNF superfamily member 15 (TNFSF15), a cytokine largely produced by vascular endothelial cells and a specific inhibitor of the proliferation of these same cells, can inhibit VEGF-induced vascular permeability in vitro and in vivo, and that death receptor 3 (DR3), a cell surface receptor of TNFSF15, mediates TNFSF15-induced dephosphorylation of VEGFR2.

Assay Data

Bis-Tris PAGE

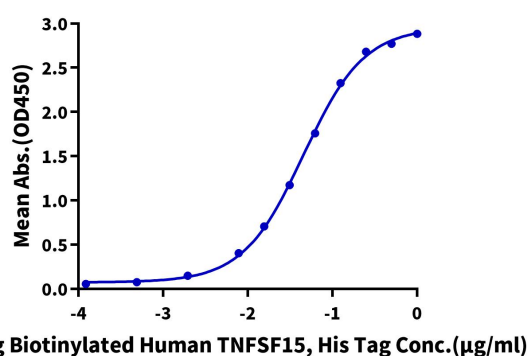


Biotinylated Human TNFSF15 on Bis-Tris PAGE under reduced condition. The purity is greater than 95%.

ELISA Data

Biotinylated Human TNFSF15, His Tag ELISA

0.1µg Mouse DR3, His Tag Per Well



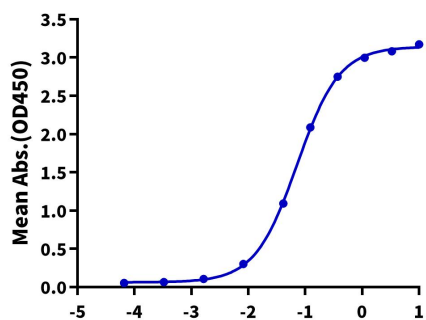
Immobilized Mouse DR3, His Tag at 1 µg/ml (100 µl/well) on the plate. Dose response curve for Biotinylated Human TNFSF15, His Tag with the EC50 of 45.6 ng/ml determined by ELISA (QC Test).

Assay Data

ELISA Data

Biotinylated Human TNFSF15, His Tag ELISA

0.5µg Human DR3, hFc Tag Per Well



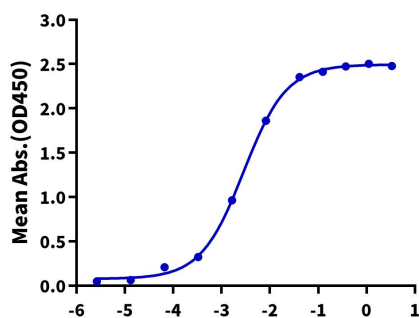
Log Biotinylated Human TNFSF15, His Tag Conc.(µg/ml)

Immobilized Human DR3, hFc Tag at 5µg/ml (100µl/well) on the plate. Dose response curve for Biotinylated Human TNFSF15, His Tag with the EC50 of 72.2ng/ml determined by ELISA.

ELISA Data

Biotinylated Human TNFSF15, His Tag ELISA

0.05µg Biotinylated Human TNFSF15, His Tag Per Well



Log Anti-TNFSF15 Antibody, hFc Tag Conc.(µg/ml)

Immobilized Biotinylated Human TNFSF15, His Tag at 0.5 µg/ml (100 µl/well) on the streptavidin precoated plate (5 µg/ml). Dose response curve for Anti-TNFSF15 Antibody, hFc Tag with the EC50 of 2.9 ng/ml determined by ELISA.